



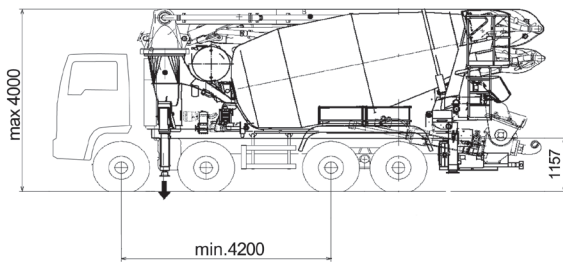
MK32L

TRUCK-MIXER PUMP "MAGNUM" MK32L-115 RH

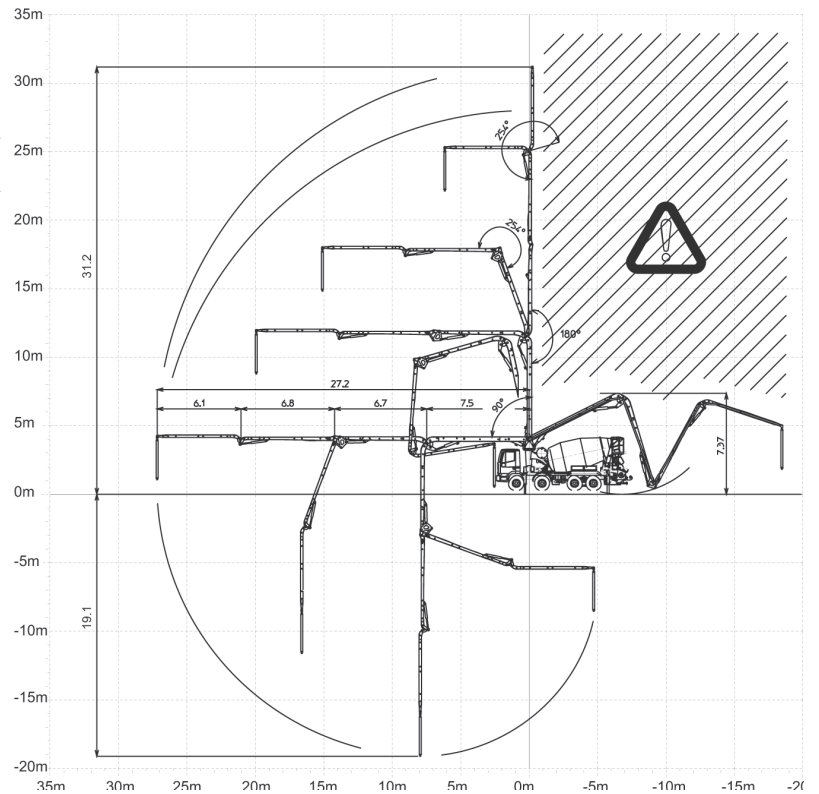
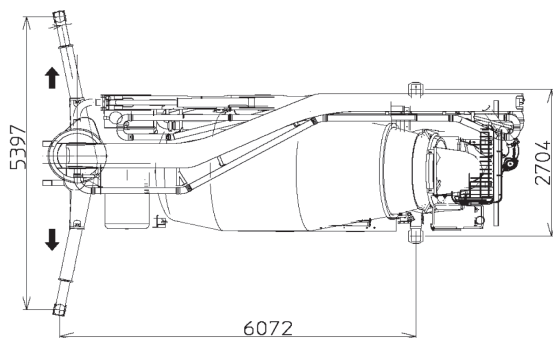
| | |
|----------------|----------------------|
| Placing Boom | MK32L |
| Pumping Unit | PB 607 S7, PB 808 S7 |
| Concrete Mixer | RH-115 |
| Driven by | PTO-Gear box by CIFA |
| Chassis | 4 axles |



Dimensions



Dimensions varying according to truck assembly



MK32L

Main features

- Compact and harmonic line, studied for assembling on 4 axles chassis
- Chassis at extremely high torsion absorption, calculated according to Finite Elemental Methods (FEM)
- Ideal load distribution on the axles to obtain better driving stability
- Outriggers fully hydraulic controlled on both machine sides with front telescopic double extension at automatic patented sequence and fixed rear outriggers.
- Great loading capacity drum with elliptic bottom, in high wear resistant steel of 30 MnB5
- Placing boom MK 32L, 4 sections, pipeline diameter 100 mm, "Z" folding system
- CIFA Pumping unit with 7" valve of high concrete suction performances and filling ratio, less wearing, improved and optimised shape to reduce wearing and diesel fuel consumption
- Proportional boom control
- "BFC" Best-Flex Cifa supporting system which allows quick, easy and safe pipeling changing by just one worker
- Concrete flow regulator
- Safety device at concrete discharging door opening
- Noiseless pumping with high performances: smooth, continuous and easy movements
- Reduction 5"-4" 3000 mm length to decrease pumping pressure and wearing

Standard equipment

- 2 Proportional radio remote control with two boom movement speed, synthesiser for automatic frequency search, 8 position joy stick and concrete flow rate regulator. 20 mt cable
- Vibrator on the concrete hopper grid with remote control
- Centralized lubrication system for pumping unit
- Polymer rear mono-axle mudguards with rubber mudflaps
- Oil automatic lubrication system for pumping pistons
- Additional manual lubrication system for pumping unit
- Hard plastic outrigger support plates with relevant housing
- Light for pumping unit hopper
- Accessories for cleaning and washing
- Automatic adjustment sensor of truck-mixer discharge into hopper
- Concrete pipes with double thickness, in high wear resistant steel - CIFA Long Life Pipes
- Long life wear plate and cutting ring with hard carbide inserts

Main options

- Continuous boom rotation
- Cone-shaped discharging chute with end-cone dia. 200 mm
- Further 2 additional chute sections (supplied loose)
- Manual greasing system for rollers and rolling ring
- Automatic centralized greasing system for boom
- Emergency set of hydraulic pipeline
- Reversible chute
- "Ekos" dust exhausting device for drum closing
- LSC Light stability control
- Aluminium hose/pipe holder on both sides with polymer rear mono-axle mudguards with rubber mudflaps

TRUCK-MIXER PUMP "MAGNUM" MK32L-115 RH

| | |
|----------------|----------------------|
| Placing Boom | MK32L |
| Pumping Unit | PB 607 S7, PB 808 S7 |
| Concrete Mixer | RH-115 |
| Driven by | PTO-Gear box by CIFA |
| Chassis | 4 axles |

Concrete Mixer Technical data

| Model | | 115 |
|---------------------------------|------------------|--------|
| Nominal capacity | m^3 | 9 |
| Drum geometric volume | m^3 | 14,6 |
| Filling ratio | % | 69 |
| Max. drum speed | <i>r.p.m.</i> | 14 |
| Water tank capacity | <i>l</i> | 800 |
| Water pump flow rate - Pressure | <i>l/min-bar</i> | 230/15 |
| Liter-counter scale | <i>l</i> | 0-500 |

Pumping unit technical data

| Model | | PB 607 S7 | PB 808 S7 |
|-------------------------------------|------------|-----------|-----------|
| Max. theoretical output | m^3/h | 60 | 81 |
| Max. pressure on concrete | <i>bar</i> | 71 | 81 |
| Max. number of cycles per minute | n° | 32 | 43 |
| Concrete cylinders (diam. x stroke) | <i>mm</i> | 200x1000 | 200x1000 |
| Concrete hopper capacity | <i>l</i> | 400 | 500 |
| "S" valve diameter | <i>"</i> | 7 | 7 |

Placing boom technical data

| Model | | MK 32L |
|---------------------------|-----------|--------|
| Pipeline diameter | <i>mm</i> | 100 |
| Max. vertical reach | <i>m</i> | 31,2 |
| Max. horizontal distance | <i>m</i> | 27,2 |
| Section numbers | | 4 |
| 1st section opening angle | | 90° |
| 2nd section opening angle | | 180° |
| 3rd section opening angle | | 254° |
| 4th section opening angle | | 254° |
| Rotating angle | | 370° |
| End hose length | <i>m</i> | 4 |

Technical data and characteristics subject to modifications without notice