



* Technical data and features subject to change without notice

Pumping unit technical data

		HP16o8EC
Max. theoretical output	m ³ /h	160
Max. pressure on concrete	bar	80
Maximum number of cycles per min.		31
Concrete cylinders (diam. x stroke)	mm	230 x 2100
Concrete hopper capacity	l	550
Hydraulic circuit		closed

Control System

Smartronic Silver

- Auto RPM engine speed adjustment
- Working ramps kit for the pumping unit
- LCD monitor
- Counters
- Pumping unit management
- Diagnostics
- Rear capsense control panel



MBE
Maximum
boom extension
control

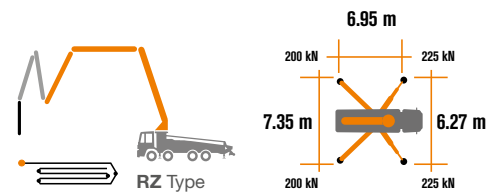


Automatic RPM
Management

Total weight less than 26 tons, payload to the user always available.

Super compact machine mounted on 8x4 4500* wheelbase trucks for excellent maneuverability.

Contained stabilization dimensions for easy placement in all types of job sites.



Placing boom technical data

		B5RZ 4o/36
Pipeline diameter	mm	125
Max. vertical reach	m	39,1
Max. horizontal distance (from center of slewing axis)	m	34,5
Net horizontal reach	m	32,1
Min. unfolding height	m	8,6
Sections number		5
1st section opening angle		90°
2nd section opening angle		180°
3rd section opening angle		180°
4th section opening angle		236°
5th section opening angle		223°
Rotating angle		+/-270°
End hose	m	3



CARBOTECH Series

K40H

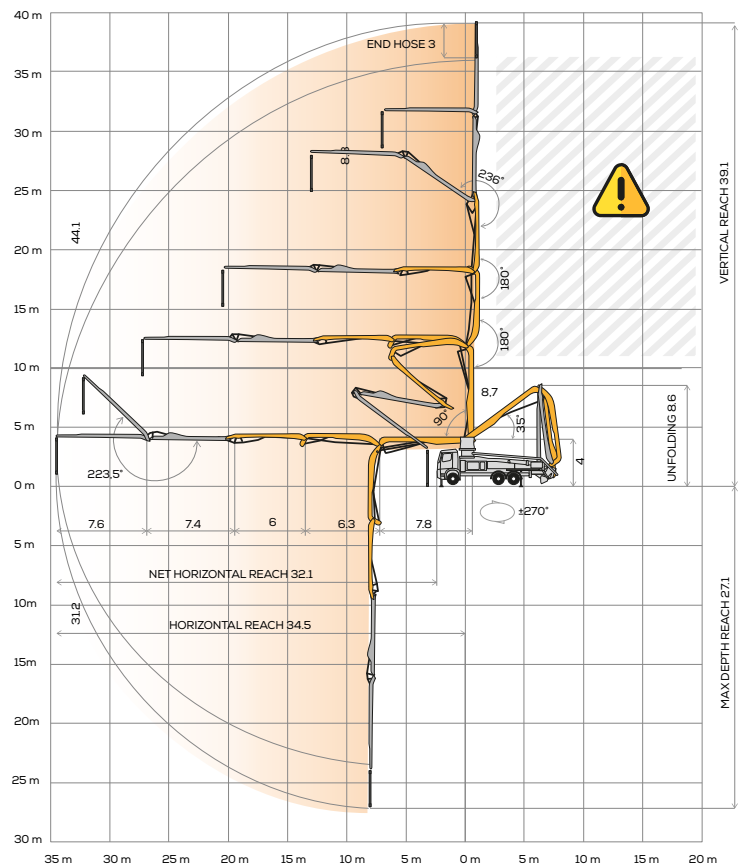
Standard Equipment

- Section I, II and III made of high strength steel
- Section IV, V made of light in carbon fiber
- Front "X" style diagonal outriggers with double telescopic opening and swing-out rear outriggers for a quick and easy set-up also in narrow areas
- Driven by PTO or gear box
- Boom control by means of "Load Sensing" proportional distributor
- Safety device upon opening of concrete discharge door and hopper grille
- Emergency device for pumping group
- 2 Hetriconic proportional radio controls with 3 manipulators
- Emergency radio control cable 20 m
- Plastic water tank with 600-litre capacity
- Medium pressure water pump (50 l/min - 50 bar)
- LED lights for stabilisation and hopper lighting
- Double layer piping with chromium carbide inserts on the entire piping line
- Washing accessories
- High resistance of the components most subject to wear ("S" valve, wear plate, compensating ring)
- Declaration of conformity supplied with the user and maintenance manual

Main Options

- Smartronic Advanced:** In addition to the Smartronic Gold functions, provides ASC2.0 stability control, ABC boom oscillation control (Antibouncing), automatic boom opening and closing. Includes radioremote control Hetriconic or HBC with display
- ASC Advanced stability control
- Automatic boom opening and closing
- Centralized boom lubrication system
- Concrete shut-off valve
- High pressure water pump 28l / 120 bar
- Radio remote control: Hetriconic or HBC equipped with display
- Straight concrete piping on double layer boom with high wear-resistance chromium carbide inserts CIFA LLT Long Life Top
- Wide choice of customer personalization colours
- °Over 100 options available; details available on truck pumps optional booklet

Distribution boom B5RZ 40/36



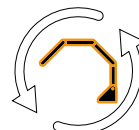
Advanced Stability Control



Advanced Stability Control 2.0



Antibouncing



Boom Automatic Opening and Closing

Carbon Fiber Video



Smartronic Video



CIFA S.p.A. / Via Stati Uniti d'America, 26 / 20030 SENAGO (MI) / ITALY
Tel. +39 02 990 131 / sales@cifa.com



cifa.com

